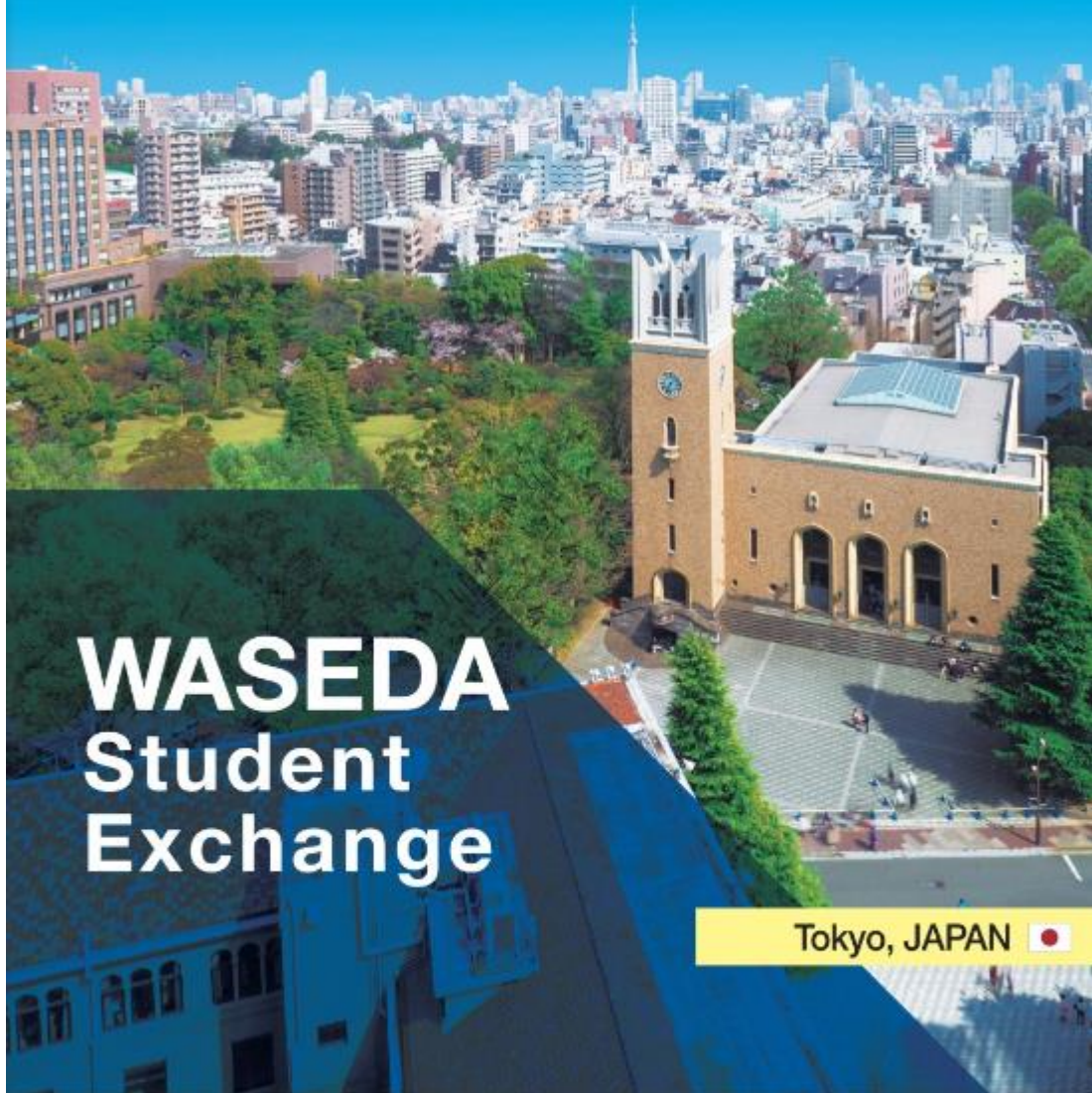




WASEDA University



# WASEDA Student Exchange

Tokyo, JAPAN 

Waseda at a glance (As of May 2018)

41,051

Undergraduate Students

5,469

Faculty Members

Over

630,000

Living Alumni

8,385

Graduate Students

5,783

International Students  
From 120 Countries  
and Regions

835

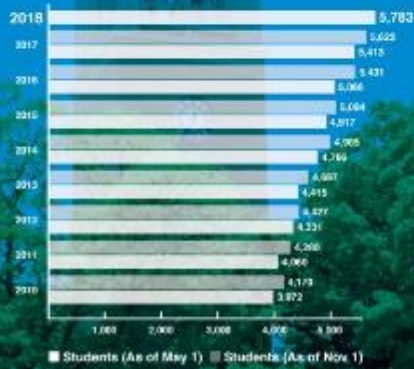
Partner Institutions in  
92 Countries





# Where students come from


Number of International Students enrolled in Waseda University



Top 10 Countries and Regions as of May 1st, 2018



Number of International Students from 120 countries #1 Japan, Graduate Employability #2 Japan #27 World, 7 Prime Ministers



WHY WASEDA

<https://www.waseda.jp/inst/whywaseda/>



# Living in TOKYO

Tokyo is home to 13 million people and is the capital of Japan. Your Tokyo life begins with an advanced public transportation, which will take you all over this sprawling city. Waseda is at the heart of Tokyo where you could easily access to futuristic architecture zones, home to cutting-edge fashion, ancient temples and shrines, the biggest wholesale fish market in the world, world-leading electronics and subculture district all within 30 minutes.



Experience classical Japan with Tokyo's only streetcar, the Toei Streetcar (Toden) Arakawa line.



Shinjuku is one of the main stations in Tokyo. It is the busiest train station in the world.



Tokyo Skytree, the tallest free-standing broadcast tower in the world.



The Kaminarimon (Furajimori: Thunder Gate) in Asakusa.

## Temperature



**Spring**

(March to May) 6C-20C



**Summer**

(June to August) 19C-30C



**Fall**

(September to November) 11C-20C



**Winter**

(December to February) 2C-10C



# Waseda Student Exchange



## Overview

Types of university-wide student exchange programs at Waseda

1. Undergraduate Program
2. Graduate Program (Master's/Doctoral)
3. Japanese Language Program

Entrance period and program duration

Entry: April or September

Period: One year or one semester (half year)

## Application Period

April Entry : November 1 to 20

September Entry: February 1 to March 1

How to apply : online and post

Application details will be sent to the international office of your home University

## Academic Calendar

Spring Semester	Orientation date : In late March Classes begin : In early April Semester ends : In early August Summer break : From early August to late September
Fall Semester	Orientation date : In early September Classes begin : In late September Winter break : From late December to early January Semester ends : In early February Spring break : From early February to late March
Examination Dates	It varies but normally begins in mid-July for Spring semester and mid-January for Fall semester.

## Timeline of university-wide student exchange program

		April Entry	September Entry
1	Home university selects candidates	Selection by home university	Selection by home university
2	Applicant and home university prepare for application in advance	August to October	November to January
3	Applicant and home university complete application (online / by post)	November 1 to 20	February 1 to March 1
4	Screening at Waseda	December and January	March to May
5	Waseda announces successful applicants and emails Housing Questionnaire (HQ)	Late January	Early June
6	Applicant fills in and returns HQ	Early February	Mid June
7	Waseda mails Certificate of Eligibility (COE) and Certificate of Acceptance (COA) to home universities	Late February	Early July
	Applicant applies for visa.		
8	Waseda sends notification of dormitory decision	Late February	Mid July
9	Applicant arrives in Japan	Mid March	Early to mid September
10	General orientation, Academic orientation, Course registration	Late March	Mid September
11	Classes start	Early April - Spring semester : Early April to early August - Fall semester : Late September to early February	Late September - Fall semester : Late September to early February - Spring semester : Early April to early August
12	Return to home country	- One semester program : Early to mid August - One year program : Early to mid February	- One semester program : Early to mid February - One year program : Early to mid August
13	Announcement of grades (students can check their grades via MyWaseda)	Spring semester : Early September / Fall semester : Early March	
14	Waseda mails official transcripts to home universities	One semester program : October One year program : May	One semester program : May One year program : October

## Housing

There are dormitories exclusively for exchange students at Waseda University. Waseda University International Students House, Waseda Hoshien, and Waseda University Nishi Waseda International Students House are all within walking distance from Waseda, Toyama and Nishi Waseda campuses.



## Scholarship

JASSO Student Exchange Support Program scholarship is granted to selected exchange students (undergraduate and graduate students). Scholarships are valued at 80,000 yen per month.



## Estimated Expenses

Average cost per month is 80,000 yen for housing, and 80,000 yen for living expenses (food, transportation and daily necessities).



## Intercultural Communication Center (ICC)



ICC organizes various events and programs to enable students to enjoy extracurricular activities beyond consideration of nationality, undergraduate or graduate school, or grades. Students can use these opportunities to interact with international students and Japanese students.



## Waseda Summer Session (4 Weeks)

Waseda offers a four-week summer session for highly motivated international students. Students gain fresh insight into Japan in the Asian and international context through classes, unique hands-on experiences and life in Tokyo. An optional Japanese class is also available.



## Japanese Courses

(1 year, 1 semester, 6 weeks, 3 weeks)

The Center for Japanese Language is one of the largest Japanese language educational institutions in Japan. We have eight levels of courses ranging from zero beginners to advanced.

The Center offers long-term and short-term programs.



# WASEDA Student Exchange

## Center for International Education, Waseda University

1-7-14 Nishi-Waseda, Shinjuku-ku, Tokyo 169-0051 JAPAN  
Phone +81-3-3207-1454 FAX +81-3-3202-8638  
E-mail [ex-in-cie@list.waseda.jp](mailto:ex-in-cie@list.waseda.jp)



<https://www.waseda.jp/inst/cie/en/exchange>



(2018 October ver.)